






## **MS-CIT Academic Implementation on Regular or Xtenda-X550 Setup**

This is with reference to the implementation of MS-CIT Academic on Regular or Xtenda-X550 Setup.

Currently, MS-CIT Academic Session Structure in ERA 2018 is as follows:

- **Session ##**
  - **Part A**
    - **Classroom Hour (30:00 minutes)**
    - **Lab Hour (30:00 minutes)**
      - **Do-It-Yourself (20:00).....Requires Camera  and Mic **
      - **Take-A-Challenge (10:00).....Requires Camera **
  - **Part B**
    - **Classroom Hour (30:00 minutes)**
    - **Lab Hour (30:00 minutes)**
      - **Typing Practice (English/Hindi/Marathi) (10:00).....Camera Not Required**
      - **Take-A-Challenge (10:00).....Requires Camera **
      - **Session End Test (10:00).....Requires Camera **

Also, currently learner is completing their sessions in ERA 2018 by using regular machine setup only.

ALCs were not able to run the ERA 2018 on Xtenda-X550 setup because of Camera and Mic issues. In view of that, MKCL has already provided the detail hardware solution for use of Camera and Mic on Xtenda-X550 setup.

However, some ALCs were not able to update their existing Xtenda-X550 setup with required hardware updations.

In view of this situation, we are providing the following solution for use of existing Xtenda-X550 setup without doing any hardware updations.

### **SCENARIO:**

**Case I: Xtenda-X550 setup with NO hardware updation (i.e. Camera and Mic is NOT working on Xtenda-X550 Setup):**







**Solution:** In this case, learner will be able to do their regular learning in ERA on Xtenda-X550 setup. Only, learner will have to complete their assessment part in ERA by using regular machine setup. Learner will not be able to complete their assessment part in ERA by using Xtenda-X550 Setup.

**Case II: Xtenda-X550 setup with hardware updation (i.e. Camera and Mic is working on Xtenda-X550 Setup):**

**Solution:** In this case, learner will be able to do their regular learning in ERA on Xtenda-X550 setup and also learner will be able to complete their assessment part in ERA by using Xtenda-X550 setup.

To handle the above scenarios, we are going to make minor modification in MS-CIT Session Structure.

Please find herewith the revised MS-CIT Session Structure for your ready reference:

- **Session ##**
  - **Classroom Hour: Part A & Part B (60:00 minutes)**
    - LF can complete the Classroom Hour in Classroom Session. Also, learner can complete the Classroom Hour in lab by using Regular Machine Setup or Xtenda-X550 Setup (without any hardware updation) as it does not require Camera and Mic.
  - **Lab Hour (60:00 minutes)**
    - **Part A: Lab Hour (30:00 minutes).....** Learner can attempt this “Lab Hour - Part A” on Xtenda-X550 Setup (Hardware updated or hardware not updated setup) / Regular Machine Setup
      - **Do-It-Yourself (20:00)\* .....** Will not require Camera and Mic 
      - **Typing Practice (English/Hindi/Marathi) (10:00).....**Will not require Camera 
    - \* Learner will have to spend minimum 5 minutes for this activity and then submit button will be available.*
    - **Part B: Lab Hour (30:00) ...**Learner need to attempt this “Lab Hour - Part B” on Regular Machine or Xtenda-X550 Setup (Hardware updated setup only)
      - **Do-It-Yourself (05:00)\*\* .....**Requires Camera  and  Mic
      - **Take-A-Challenge (15:00).....**Requires Camera 
      - **Session End Test (10:00).....**Requires Camera 
    - \*\* Learner will have to spend 5 minutes for this activity and then submit button will be available.*

Summary:

Revised MS-CIT Session	Use of Regular Machine	Use of Xtenda-X550 Setup (With hardware updation)	Use of Xtenda-X550 Setup (Without hardware updation)
<b>Classroom Session: Part A &amp; Part B</b>	Yes	Yes	Yes
<b>Lab Hour: Part A</b>	Yes	Yes	Yes
<b>Lab Hour: Part B</b>	Yes	Yes	No

A learner should ideally attempt “Part A of Lab Hour” first and then “Part B of Lab Hour” on a particular day. However, a learner can also attempt “Part B of Lab Hour” first and then “Part A of Lab Hour”. In any case, learner will have to complete both Part A and Part B of Lab Hour for the completion of any specific session.

If learner does not complete any of the Part A or B of Lab Hour, then such learner will not be able to start their next session.

Above mentioned modification in MS-CIT Session Structure will reflect in ERA by March 23, 2018. This revised Session Structure will be applicable for all MS-CIT learners irrespective of their learning on Regular Machine or Xtenda-X550 setup.

**ERA Explorer for Xtenda-X550 Setup:**

We are also going to release the separate ERA Explorer for Xtenda-X550 Setup by March 15, 2018. Learner will have to use this ERA Explorer while learning on Xtenda-X550 Setup.